



# "Our Faith in the Future" CAPITAL CAMPAIGN PROGRESS REPORT 2011

Dear Brothers and Sisters in Christ,

It is with a grateful and joyful heart that I present to you the first report of the diocesan "Our Faith in the Future" Capital Campaign, which began in June 2010 and continues through 2014.

This report presents a snapshot of our campaign through March 31, 2011. Future reports will highlight more parish and school projects that will be completed with campaign funds, as well as how we are doing at redeeming campaign pledges.



Photo by Tom Buchkoe

I am honored to share with you the very generous response received from our families. With over \$4 million already paid on pledges, most parishes have fulfilled their 2010 U.P. Catholic Services Appeal obligation and are beginning vital projects to improve their parish, mission and Catholic school communities.

To all who have supported this effort through contributions of their time, talents and treasure, I offer my personal thanks!

Sincerely yours in Christ,

Most Rev Alexander K. Sample  
Bishop of Marquette




The first campaign distributions from campaign proceeds were made to parishes and schools in April 2011. In anticipation of the first distribution, and the quarterly distributions that will follow for the next four years, many parishes and schools are beginning their campaign projects. Above, second graders from All Saints Catholic Academy, Ironwood enjoy reading on new flooring.

## Campaign Update

The "Big Picture" as of March 31, 2011

Total Pledged	\$11,781,220
Percent of Goal	118%
Amount Collected	\$4,105,306
Percent Collected	35%
# Responses	9,066
Percent Response	39%



Note: Figures above include all pledges received, plus one parish that has delayed its piggyback campaign counted at its target goal (its 2009 parish offertory amount.)

## Campaign Explanation

The "Our Faith in the Future" capital campaign was designed to primarily benefit local parishes, missions and Catholic schools of the Diocese of Marquette. The active phase of the campaign was conducted from June 2010 through December 2010 with a 4-year pledge redemption period.

Parishes that conducted the Good Faith Effort were required to set a campaign target between 1 to 1.2 times their 2009 annual parish offertory. This target included

CONTINUED ON PG. 2

# Campaign Explanation

CONTINUED FROM FRONT COVER

their 2010 U.P. Catholic Services Appeal Goal (UPCSA) and for Non-Subsidizing parishes (those that do not directly support a school,) it included their annual school assessment as well.


Parishes were split into Subsidizing and Non-Subsidizing and chose a percentage to fund the Legacy of Faith endowment. Subsidizing parishes were asked to choose between 10-20% and Non-Subsidizing parishes were asked to choose between 30-40%. Subsidizing parishes will split their parish portion 50/50 with the local school. Good Faith Effort parishes will share in the costs of the campaign at 8% of the amount collected on their parish pledges.

Several parishes were approved for a Piggyback option of the campaign. These parishes were required to guarantee their 2010 UPCSAs goals, their percentage to Legacy of Faith and, if a subsidizing parish, a share to the local school. These parishes were then permitted to conduct their own campaigns to address their larger local needs, keeping 100% of everything they raised over their guaranteed amount. Piggyback parishes were responsible for their own campaign costs, including professional counsel. One parish was granted a delayed Piggyback and one parish (including a mission) was granted a delayed campaign.



## PARISH PROJECT: *St Ignatius Loyola, Houghton*

Parish pastor, Fr. John Martignon, is very pleased by the generous response of his parishioners to the campaign – especially in light of several recent large-scale projects at the parish. “In the past 10 years we’ve replaced windows, put on a new roof, completed major drainage upgrades, and installed an elevator. We paid our last bill in late 2010 – just in time for the ‘Our Faith in the Future’ campaign,” said Fr. Martignon.



The parish will use its first campaign funds to renovate the men’s and women’s rest rooms in their parish hall. “We are constantly fixing things and replacing old parts in both rooms,” says Martignon. “We plan to completely re-do both rooms, and get new tile, fixtures, sinks, toilets, lighting – pretty much two brand new rooms!”

The parish has already engaged engineers to work on drawing up plans and hopes to begin renovation work early this summer.

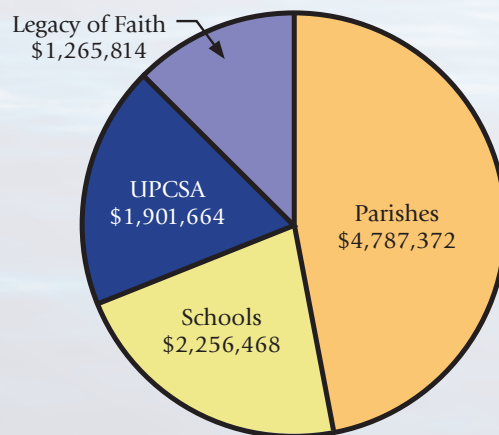
## *Partnering for Success!*

Your timely pledge payments over the next four years will enable us to provide the necessary funding to parishes and schools for vital improvements to their physical plants and ministerial programs.

Should you have any questions or wish to make a change, please call Wendy Negri directly at 906/227-9104 or email [wnegri@dioceseofmarquette.org](mailto:wnegri@dioceseofmarquette.org).

An estimate of how campaign proceeds, net of costs, will be distributed to the various case elements over the four years of campaign pledge redemption is shown at right.

## Our Faith in the Future Campaign Distributions





# PARISH STATUS REPORT: Good Faith Effort Parishes

AS OF MARCH 31, 2011

PARISH	CITY	GOAL	TOTAL PLEDGED	% GOAL	PAID TO DATE
The Most Holy Name of Jesus	Assinins	\$25,000	\$4,220	17%	\$1,120
St. Therese Mission	AuTrain	20,898	22,927	110%	6,181
Keweenaw Catholic Missions	Ahmeek, Eagle Harbor & Copper Harbor	34,849	12,925	37%	5,072
St. Ann Parish	Baraga	133,154	78,815	59%	36,969
Holy Family Mission	Barbeau	55,042	33,810	61%	8,952
St. Elizabeth Ann Seton Parish	Bark River	200,000	191,171	96%	64,821
Blessed Kateri Tekakwitha Mission	Bay Mills	35,739	30,195	84%	8,349
St. Ann Mission	Bergland	34,355	17,695	52%	5,576
St. Sebastian Parish	Bessemer	157,000	106,830	68%	43,872
St. Mary Mission	Big Bay	37,196	29,105	78%	19,078
St. Francis Xavier Parish	Brimley	46,659	31,414	67%	13,283
Sacred Heart Parish	Calumet	121,878	76,861	63%	35,595
St. Paul the Apostle Parish	Calumet	108,024	55,293	51%	22,566
St. Cecilia Parish	Caspian	139,000	73,458	53%	30,032
Sacred Heart Parish	Champion	53,606	18,387	34%	5,965
St. Rose Parish	Channing	65,000	25,438	39%	7,000
St. Anne Parish	Chassell	106,461	141,335	133%	38,675
St. Mary Magdalene Parish	Cooks	29,792	23,340	78%	9,235
Guardian Angels Parish	Crystal Falls	194,000	117,635	61%	36,418
St. Timothy Mission	Curtis	25,133	8,675	35%	1,975
Sacred Heart Parish	DeTour	37,723	19,460	52%	9,815
St. Francis of Assisi Mission	Dollar Bay	38,801	39,810	103%	14,178
St. Florence Mission	Drummond Island	36,061	20,845	58%	6,520
St. Joseph & St. Patrick Parish	Escanaba	delayed	2,501		250
St. Thomas the Apostle Parish	Escanaba	224,693	74,909	33%	23,080
Sacred Heart Parish	Ewen	51,603	18,565	36%	6,253
St. Joseph Mission	Foster City	30,000	38,490	128%	7,927
St. John the Baptist Parish	Garden	65,955	40,945	62%	17,546
St. Therese Mission	Germfask	28,000	15,675	56%	3,781
All Saints Parish	Gladstone	363,430	229,095	63%	94,655
Holy Family Parish	Gladstone	201,215	203,897	101%	54,680
St. Stanislaus Kostka Parish	Goetzville	45,485	24,992	55%	7,816
Holy Rosary Parish	Grand Marais	32,251	18,740	58%	5,953
Resurrection Parish	Hancock	181,509	123,140	68%	46,824
Our Lady of the Snows Mission	Hessel	80,376	49,255	61%	28,358
St. Ignatius Loyola Parish	Houghton	300,810	273,597	91%	98,234
St. Albert the Great (Student Parish)	Houghton		2,130		2,130
Immaculate Conception Parish	Iron Mountain	246,898	170,211	69%	56,698
St. Mary - St. Joseph Parish	Iron Mountain	410,000	280,659	68%	77,411
St. Agnes Parish	Iron River	177,000	110,282	62%	41,076
Our Lady of Peace Parish	Ironwood	400,747	307,998	77%	130,557
St. John the Evangelist Parish	Ishpeming	176,820	176,968	100%	52,266
St. Joseph Parish	Ishpeming	191,000	236,279	124%	72,742
American Martyrs Parish	Kingsford	360,000	428,629	119%	159,645
St. Mary Queen of Peace Parish	Kingsford	263,033	307,667	117%	92,555
St. Joseph Parish	Lake Linden	230,980	196,690	85%	52,650
Sacred Heart Parish	L'Anse	190,638	98,615	52%	24,069
St. Anne Parish	Mackinac Island	94,755	15,600	16%	6,519
St. Catherine Mission	Marenisco	28,000	16,925	60%	7,174
St. Christopher Parish	Marquette	136,080	100,435	74%	39,181
St. Michael Parish	Marquette	653,000	398,687	61%	149,492
St. Peter Cathedral	Marquette	800,000	650,838	81%	256,475
Holy Redeemer Parish	Menominee	201,000	115,195	57%	37,438
Holy Spirit Parish	Menominee	358,989	151,326	42%	55,016
Resurrection Parish	Menominee	281,748	215,981	77%	60,193
Immaculate Conception Parish	Moran	39,000	44,772	115%	14,959
St. Bruno Parish	Nadeau	68,866	22,761	33%	9,908
St. Andrew Parish	Nahma	31,555	20,480	65%	4,042
St. Stephen Mission	Naubinway	45,993	5,346	12%	3,659
St. Paul Parish	Negaunee	216,829	123,914	57%	45,089
St. Gregory Parish	Newberry	148,421	46,295	31%	26,358
St. Mary Parish	Norway	220,000	177,996	81%	62,974
Holy Family Parish	Ontonagon	132,648	63,735	48%	26,126
Our Lady of Perpetual Help Mission	Palmer	22,507	12,418	55%	2,244
Our Lady of Victory Mission	Paradise	32,663	19,915	61%	5,473
St. Joseph Parish	Perkins	71,602	76,230	106%	15,417

CONTINUED ON BACK COVER

\*Parish with School

## Help Us Tell YOUR Story!

Please contact us with story ideas for how your parish, mission or school is using campaign proceeds to make improvements.

John Fee, Editor, The U.P. Catholic Newspaper  
[editor@dioceseofmarquette.org](mailto:editor@dioceseofmarquette.org)


Terri Gadzinski,  
 Development Director  
[tgadzinski@dioceseofmarquette.org](mailto:tgadzinski@dioceseofmarquette.org)



Don't forget –  
 The U.P. Catholic  
 Services Appeal  
 returns this fall  
 at your parish  
 in its usual form.  
 Thank You!

## Supporting campaign efforts

Inspired by its mission to preserve and foster the Catholic faith in the Upper Peninsula, the Legacy of Faith endowment foundation provided a loan to cover early capital campaign expenses. Good Faith Effort parishes will begin repayment of the loan in 2012 from their campaign proceeds. An additional gift from Legacy of Faith will aid in covering campaign costs.



## PARISH STATUS REPORT: Good Faith Effort Parishes

CONTINUED FROM PAGE 3

PARISH	CITY	GOAL	TOTAL PLEDGED	% GOAL	PAID TO DATE
St. Charles Borromeo Parish	Rapid River	\$69,000	50,480	73%	20905
St. Augustine Parish	Republic	\$24,647	6,185	25%	3735
St. Mary Parish	Rockland	\$25,764	8,265	32%	2205
St. Joseph Parish	Rudyard	\$70,082	61,678	88%	15629
Holy Name of Mary Parish	Sault Ste. Marie	\$300,000	170,196	57%	44806
St. Isaac Jogues Mission	Sault Ste. Marie	\$48,527	21,281	44%	8429
St. Joseph Parish	Sault Ste. Marie	\$251,000	209,975	84%	67200
Holy Family Parish	South Range	\$62,185	57,168	92%	21755
St. John Neumann Parish	Spalding	\$159,026	91,430	57%	31039
St. Ignatius Loyola Parish	St. Ignace	\$219,226	196,906	90%	70371
Precious Blood Parish	Stephenson	\$182,000	161,412	89%	44529
Sacred Heart Mission	Sugar Island	\$21,659	16,800	78%	10706
St. Rita Parish	Trenary	\$44,000	28,445	65%	11541
St. Mary Mission	Trout Lake	\$13,056	13,475	103%	3659
St. Barbara Parish	Vulcan	\$140,000	103,715	74%	36620
Immaculate Conception Parish	Wakefield	\$88,000	48,367	55%	18792
Immaculate Conception Parish	Watersmeet	\$74,598	13,279	18%	11599
St. Anthony of Padua Parish	Wells	\$224,191	95,165	42%	32290
St. Jude Parish	White Pine	\$31,072	11,430	37%	3524

## Piggyback Parishes

PARISH	CITY	GOAL	TOTAL PLEDGED	% GOAL	PAID TO DATE
St. Anne Parish	Escanaba	\$1,250,000	1,031,320	83%	332,118
St. Francis De Sales Parish	Manistiquet	\$780,000	430,390	55%	181,450
and Divine Infant of Prague Mission	Gulliver				
St. Louis the King Parish	Marquette	\$500,000	427,806	86%	117,057
Sacred Heart Parish	Munising	\$600,000	938,925	156%	318,030

## Delayed Piggyback Parish

PARISH	CITY	GOAL	TOTAL PLEDGED	% GOAL	PAID TO DATE
St. Joseph & St. Patrick Parish	Escanaba	\$47,504	54,600	115%	46,782

## Delayed Parishes

PARISH	CITY	GOAL	TOTAL PLEDGED	% GOAL	PAID TO DATE
St. Anthony Parish	Gwinn	\$24,933	24,075	97%	20,775
St. Joseph Mission	Northland	\$2,046	1,790	87%	1,615

## PIGGYBACK CAMPAIGN PROJECT UNDERWAY St Anne Parish, Escanaba

For some time there was a growing recognition of the need to address the lack of gathering space, accessibility of rest room facilities, and an elevator for those who worship at St. Anne. In conjunction with their pastor, Rev. Francis DeGroot, parish leaders decided to take advantage of the opportunity to address both their parish needs and fulfill their diocesan obligations to the "Our Faith in the Future" campaign by choosing the Piggyback option. With well over \$1 million now pledged, the parish has begun Phase 1 of the project to add rest rooms on the main floor and basement levels and to provide elevator access from the basement to the choir loft. Phase 2 involves an extension of the choir loft. Phase 3 will allow for a barrier free main entrance along with a drive-under canopy.

## Statement of Activities

7/1/2010 through 3/31/2011

	Good Faith Effort Parishes	Piggyback Parishes	Total
Campaign Pledge Income	\$8,509,187	\$3,104,191	\$11,613,378
Campaign Expenditures	<u>1,134,528</u>	<u>267,532</u>	<u>1,402,060</u>
Revenue over Expenditures	\$7,374,659	\$2,836,659	\$10,211,318